



ಬೃಹತ್ ಬೆಂಗಳೂರು ಮಹಾನಗರ ಪಾಲಿಕೆ
Bruhat Bengaluru Mahanagara Palike



BBMP COVID-19 WAR ROOM 01.12.2022



OVERVIEW OF COVID-19 IN BENGALURU

CASE TRENDS ACTIVE CASES **1,544**

<u>Confirmed Cases</u>	<u>Recovered Cases</u>	<u>Death Cases</u>
29 18,76,200 [#]	14 18,57,666 [#]	0 16,990 [#]

HOSPITALIZATION **2**

<u>ICU – V</u>	<u>ICU</u>	<u>HDU</u>	<u>General</u>
-	-	-	2

INCLUDES GOVT. QUOTA AND PRIVATE WALK-IN HOSPITALIZATION

VACCINATION **417** 2,04,91,671[#]

<u>First Dose</u>	<u>Second Dose</u>	<u>Precaution Dose</u>
53 96,79,361 [#]	74 94,83,566 [#]	290 13,28,744 [#]

TRIAGING

MTU
2

Tele Triage
22

ACTIVE CZs

0

MCZs (< 5 cases)
0

Clusters (> 5 cases)
0

TESTING **1,129** 3,19,84,853[#]

<u>Positivity : 3.12%</u> <small>*FOR LAST 7 DAYS</small>	<u>RAT</u>	<u>RTPCR</u>
	204	925

: indicates cumulative numbers till date



ABSTRACT OF COVID-19 SCENARIO IN BENGALURU

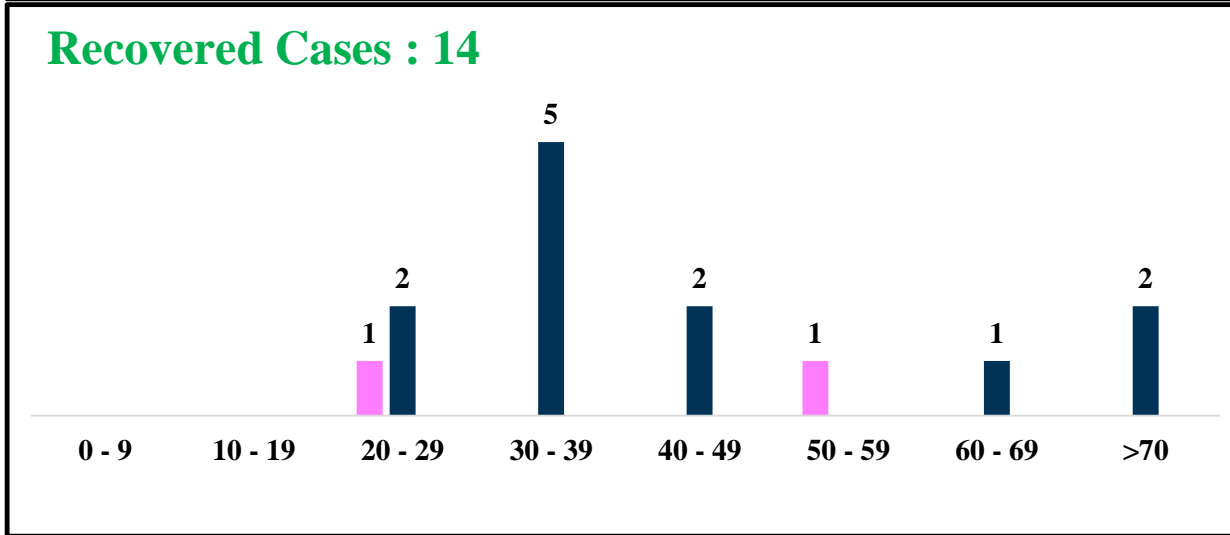
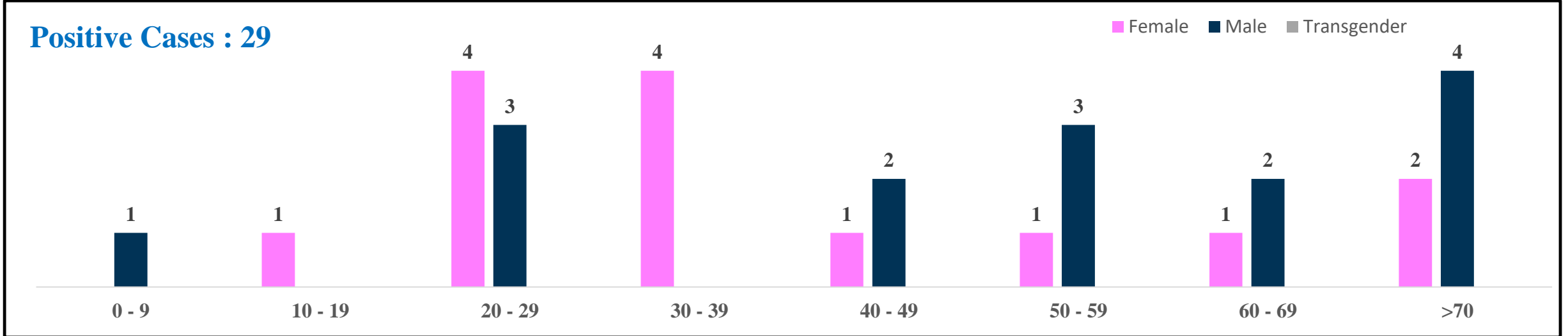


	MALE			FEMALE			TRANSGENDER			TOTAL		
	Last 24 Hours	Last 7 Days	Cumulative	Last 24 Hours	Last 7 Days	Cumulative	Last 24 Hours	Last 7 Days	Cumulative	Last 24 Hours	Last 7 Days	Cumulative
Positive Cases	15	132	11,05,616	14	107	7,69,692	0	0	196	29	239	18,76,200
Recovered Cases	12	73	10,93,742	2	53	7,63,830	0	0	187	14	126	18,57,666
Death Cases	0	0	10,760	0	0	6,226	0	0	4	0	0	16,990
Total Tests Done	In Last 24 hrs. : 1,129			In last 7 days : 7,662			Cumulative : 3,19,84,853					
Vaccine Doses Administered	In Last 24 hrs. : 417			In last 7 days : 1,402			Cumulative : 2,04,91,671					
ACTIVE CASES									1,544			

*Covid deaths occurred today : 00 | Covid deaths occurred beyond last 24hrs., reported today : 00



LAST 24 HOURS AGE GROUP AND GENDER WISE DISTRIBUTION

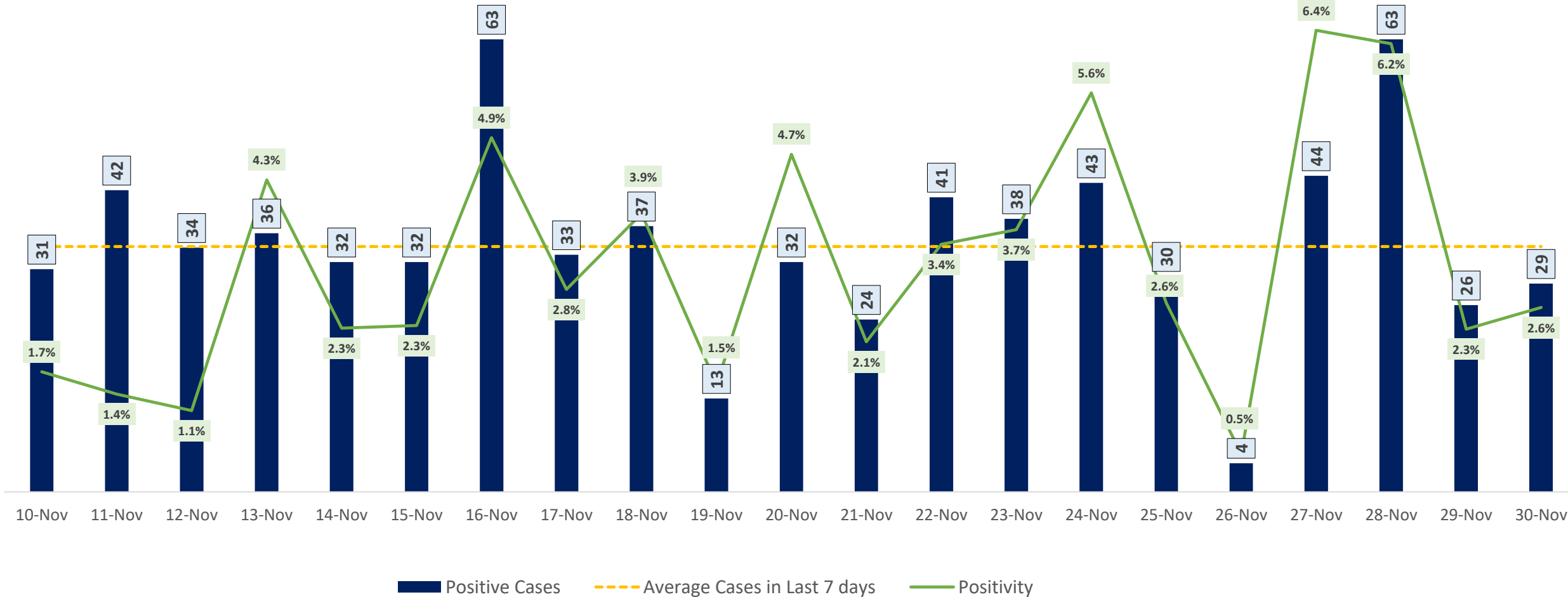




POSITIVITY RATE OF BENGALURU – LAST 21 DAYS



Average Cases in Last 7 days : 34

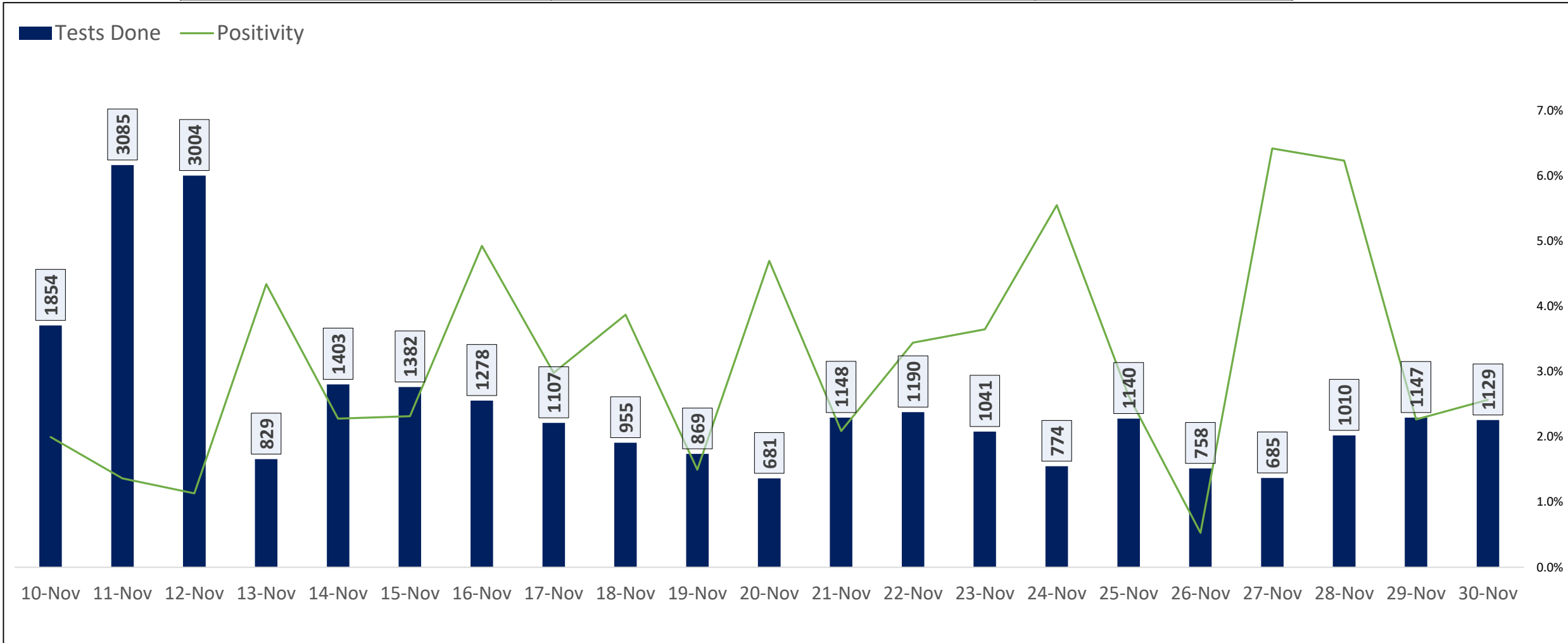




TESTING TRENDS IN BENGALURU

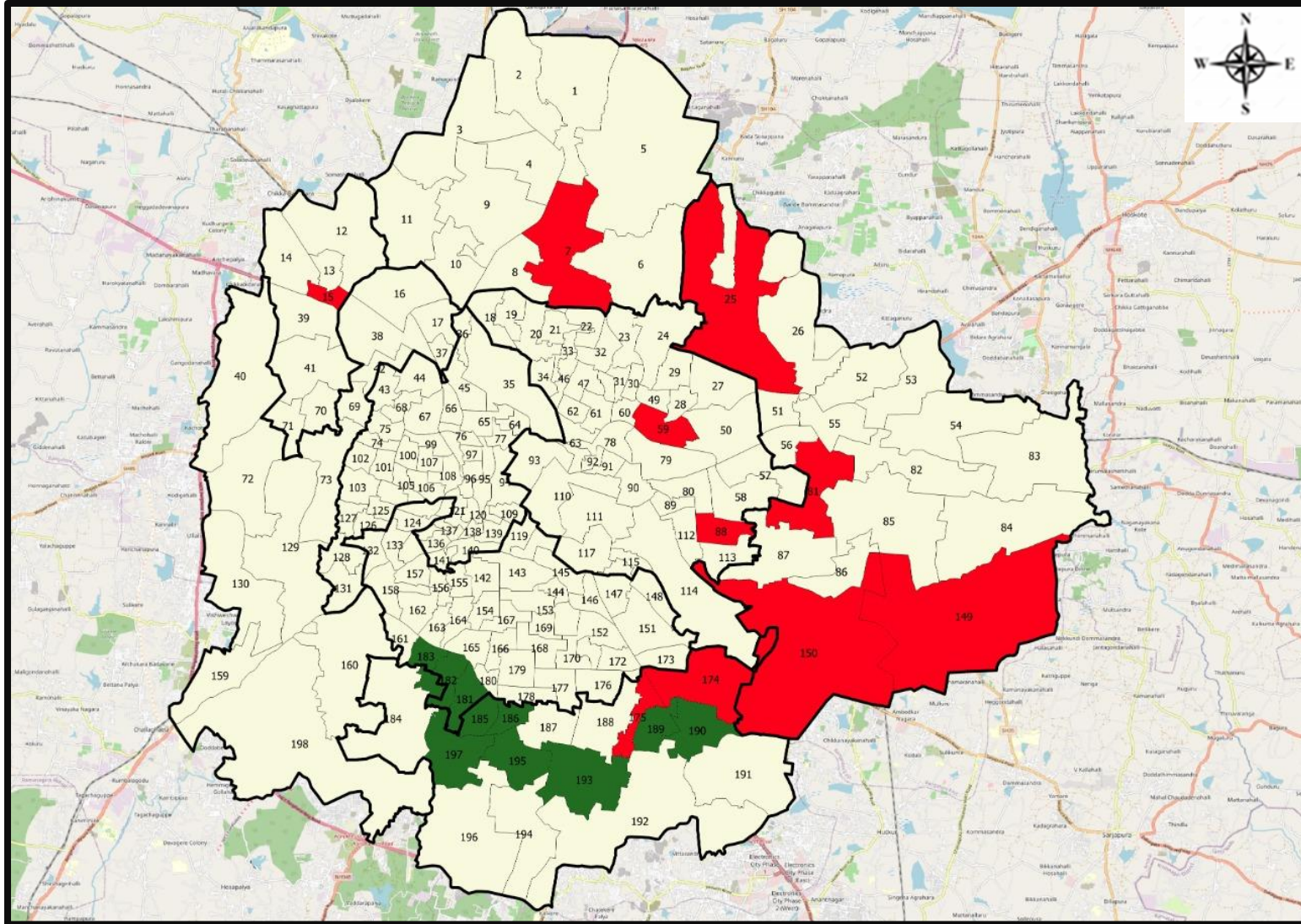


Total Test Conducted Till Date	Test Conducted Last 24 hours	Last 7 Days Average
3,19,84,853	1,129	1,095





BENGALURU URBAN MAP SHOWING TREND OF POSITIVE CASES IN LAST 7 DAYS



Top 10 wards reporting highest number of positive cases in last 10 days

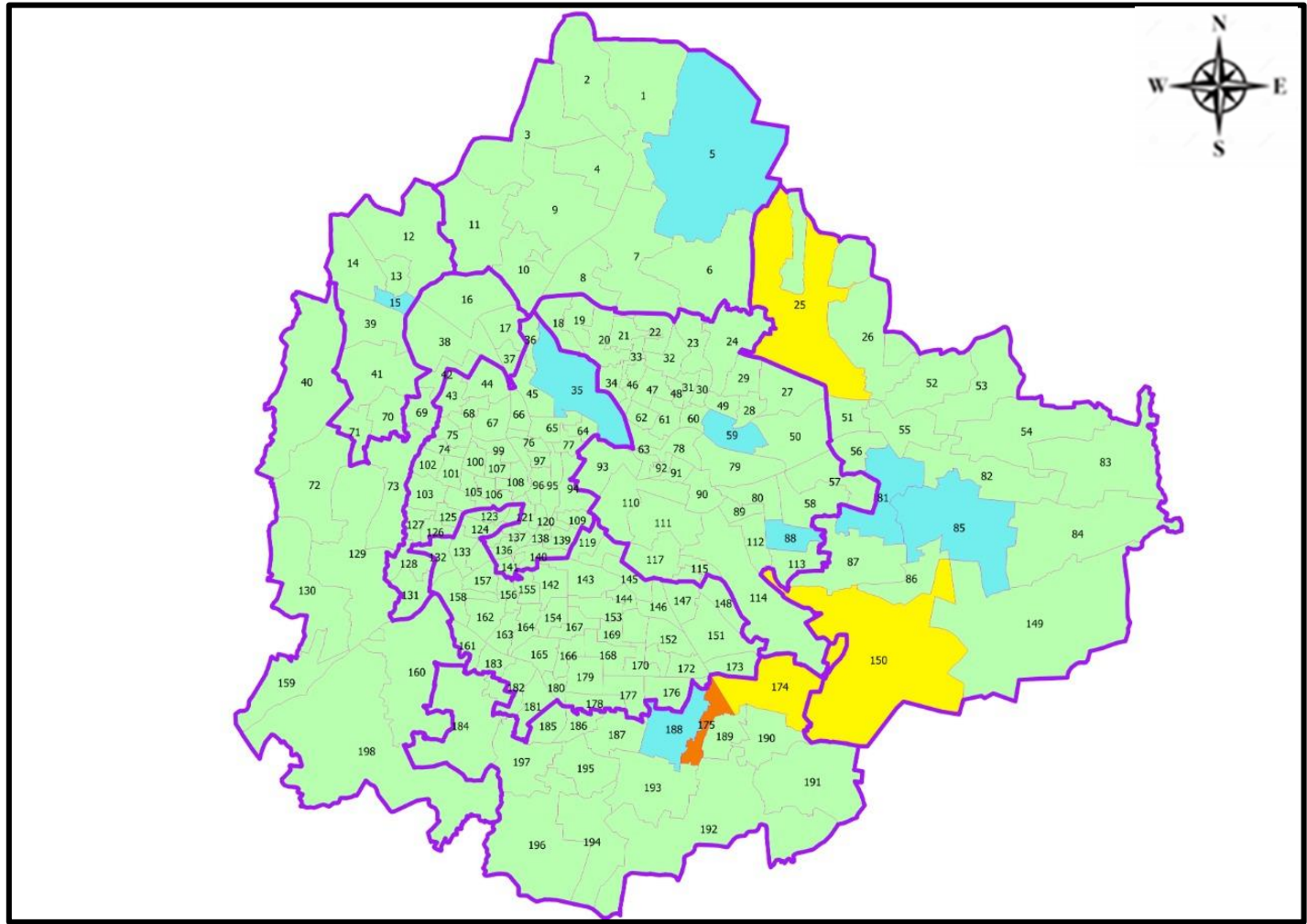
Ward No.	Ward Name	Daily Cases Average
150	Bellanduru	1
174	HSR Layout	1
25	Horamavu	1
15	T Dasarahalli	1
175	Bommanahalli	1
59	Maruthi Seva Nagar	1
88	Jeevanbhima Nagar	1
149	Varthuru	1
7	Byatarayanapura	0
81	Vijnana Nagar	0







Top 10 wards reporting least number of positive cases in last 7 days

Ward No.	Ward Name	Daily Cases Average
197	Vasanthpura	0
195	Konanakunte	0
193	Arakere	0
190	Mangammanapalya	0
189	Hongasandra	0
186	Jaraganahalli	0
185	Yelchenahalli	0
183	Chikkalsandra	0
182	Padmanabha Nagar	0
181	Kumaraswamy Layout	0



BENGALURU MAP SHOWING INTENSITY OF POSITIVE CASES IN LAST 7 DAYS



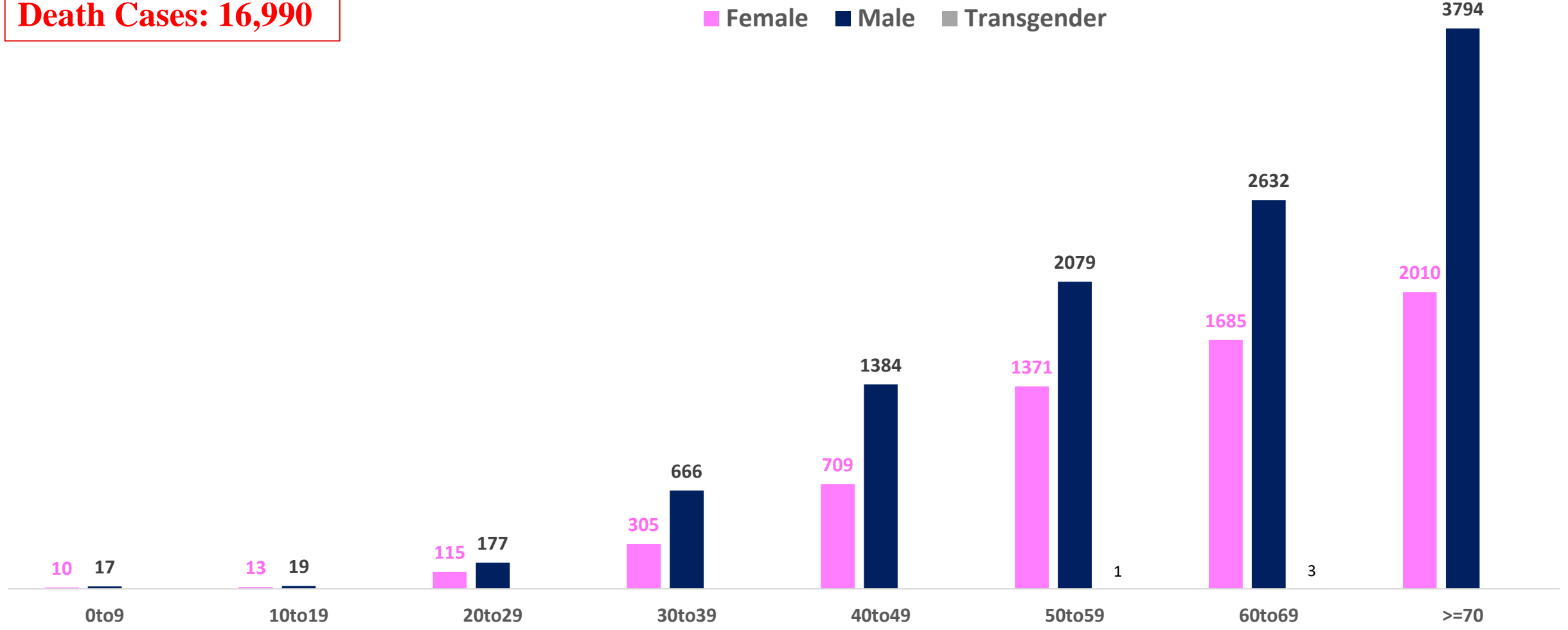
-  **Level 1 : 0 to 2 Cases**
-  **Level 2 : 2 to 5 Cases**
-  **Level 3 : 5 to 10 Cases**
-  **Level 4 : 10 to 25 Cases**
-  **Level 5 : More than 25 Cases**
-  **Zone Boundaries**



AGE AND GENDER WISE DISTRIBUTION OF DEATH CASES



Death Cases: 16,990





COVID-19 SCENARIO IN BENGALURU AND OTHER METROPOLITIAN CITIES



CITY NAME	Positive Cases	Active Cases	Recovered	Deceased	Vaccine Doses Administered
New Delhi	20,06,947	30	19,80,399	26,518	3,73,17,328
Bengaluru*	18,76,200	1,544	18,57,666	16,990	2,37,78,980
Mumbai	11,53,979	85	11,34,150	19,744	2,21,34,555
Chennai	7,93,106	34	7,84,001	9,071	1,13,96,462

Source : <https://dashboard.cowin.gov.in/> at 5:00pm (01.12.2022)
Source : <https://www.covid19bharat.org/> at 5:00pm (01.12.2022)

*includes BBMP & Bengaluru Urban



SNAPSHOT OF COVID-19 CASES IN BENGALURU URBAN



**Total Wards With
< = 5 Cases* :
193**

**Tests Conducted
on 30.11.2022:
1,129**

**Recovery
Rate*:
99.01%**

**Total
Active Cases :
1,544**

**Total Vaccinated
on 30.11.2022:
417**

**Positivity
Rate* :
3.12%**

**Active
Rate*:
0.08%**

**Case
Fatality Rate* :
0.00%**





*Total positive cases In the past 7 days

*CFR and positivity is for Past 7 days



ಬೃಹತ್ ಬೆಂಗಳೂರು ಮಹಾನಗರ ಪಾಲಿಕೆ
Bruhat Bengaluru Mahanagara Palike



Download BBMP Bulletin	https://apps.bbmpgov.in/covid19/mediabulletin.php
To register for vaccination :	https://selfregistration.cowin.gov.in/
BBMP COVID19 Dashboard:	https://apps.bbmpgov.in/covid19/
Follow us on:	 www.facebook.com/bbmp.comm1/
	 twitter.com/BBMPCOMM
	  BBMPSplHealth

Issued by:

Honorable Chief Commissioner, BBMP
Special Commissioner Health & IT, BBMP
MD, Bengaluru Smart City Limited

THANK YOU !

